

NPort IA5000 Series

1 and 2-port serial device servers for industrial automation



Features and Benefits

- Socket modes: TCP server, TCP client, UDP
- Patented ADDC® (Automatic Data Direction Control) for 2-wire and 4-wire RS-485
- Cascading Ethernet ports for easy wiring (applies only to RJ45 connectors)
- Redundant DC power inputs
- Warnings and alerts by relay output and email
- 10/100BaseTX (RJ45) or 100BaseFX (single mode or multi-mode with SC connector)
- IP30-rated housing

Certifications

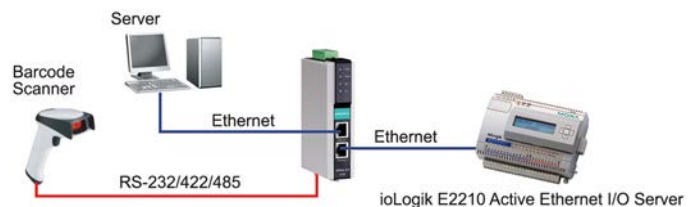


Introduction

NPort® IA device servers provide easy and reliable serial-to-Ethernet connectivity for industrial automation applications. The device servers can connect any serial device to an Ethernet network, and to ensure compatibility with network software, they support a variety of port operation modes, including TCP Server, TCP Client, and UDP. The rock-solid reliability of the NPort® IA device servers makes them an ideal choice for establishing network access to RS-232/422/485 serial devices such as PLCs, sensors, meters, motors, drives, barcode readers, and operator displays. All models are housed in a compact, rugged housing that is DIN-rail mountable.

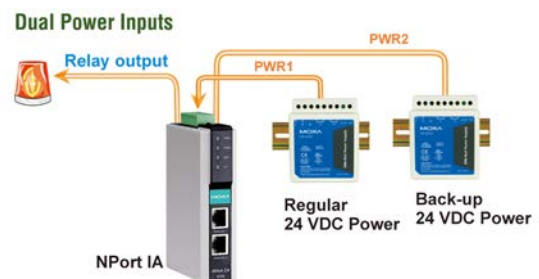
Cascading Ethernet Ports Make Wiring Easy (10/100BaseTX models)

The NPort® IA5150 and IA5250 device servers each have two Ethernet ports that can be used as Ethernet switch ports. One port connects directly to the network or server, and the other port can be connected to another either NPort® IA device server or another Ethernet device. The dual Ethernet ports help reduce wiring costs by eliminating the need to connect each device to a separate Ethernet switch.



Redundant Power Inputs

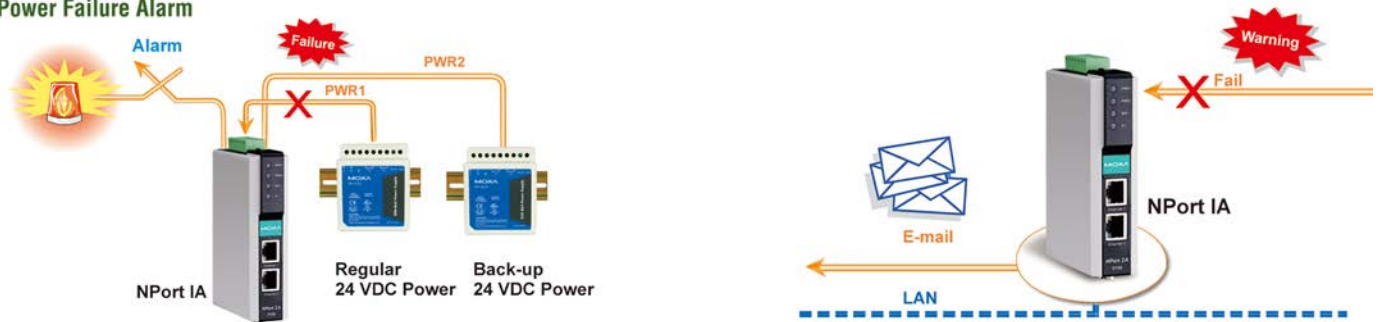
The NPort® IA5000 device servers have two power inputs that can be connected simultaneously to live DC power sources. If one power source fails, the other source takes over automatically. Redundant power inputs help assure that your device server will operate nonstop.



Relay Output Warning and Email Alerts

The built-in relay output can be used to alert administrators of problems with the Ethernet links or power inputs, or when there is a change in the DCD or DSR serial signals. The web console indicates which Ethernet link or power input has failed, or which serial signal has changed. An email warning can also be issued when an exception is detected. These functions are valuable tools that enable maintenance engineers to react promptly to emergency situations.

Power Failure Alarm



Optical Fiber for Ethernet Communication

The NPort® IA5000 Series includes 100BaseFX fiber models that support transmission distances up to 5 km for multi-mode models, and up to 40 km for single-mode models. Optical fiber is well-suited for industrial applications because it is immune to electromagnetic noise and interference. For environments that experience high ground loop voltages, fiber provides the best isolation protection, and because there is no danger of sparking, optical fiber is safer than copper wire to use in hazardous environments.

Industrial-Grade Certification

To ensure safe and reliable operation in industrial environments, the NPort® IA5000 device servers have obtained various industrial certifications, including an IP30 rating for mechanical protection, UL 508 safety certification for industrial control equipment, and explosion-safe certifications for hazardous locations. Certifications include UL/cUL Class 1 Division 2 Groups A, B, C, D, ATEX Class 1 Zone 2, and IECEx Zone 2.

Specifications

Ethernet Interface

10/100BaseT(X) Ports (RJ45 connector)	2 (NPort IA5150/5150I/5250)
100BaseFX Ports (multi-mode SC connector)	1 (-M-SC models)
100BaseFX Ports (single-mode SC connector)	1 (-S-SC models)
Magnetic Isolation Protection	1.5 kV (built-in)

Ethernet Software Features

Configuration Options	Web Console (HTTP), Windows Utility, Telnet Console, Serial Console
Management	DHCP Client, IPv4, SMTP, SNMPv1, Telnet, ARP, BOOTP, DNS, HTTP, TCP/IP, UDP, ICMP, Rtelnet
Windows Real COM Drivers	Windows 95/98/ME/NT/2000, Windows XP/2003/Vista/2008/7/8/8.1/10 (x86/x64), Windows 2008 R2/2012/2012 R2 (x64), Windows Embedded CE 5.0/6.0, Windows XP Embedded
Fixed TTY Drivers	SCO UNIX, SCO OpenServer, UnixWare 7, QNX 4.25, QNX 6, Solaris 10, FreeBSD, AIX 5.x, HP-UX 11i, Mac OS X
Linux Real TTY Drivers	Kernel version: 2.4.x, 2.6.x, 3.x, 4.x
Android API	Android 3.1.x and later
Time Management	SNTP
MIB	RFC1213, RFC1317

Serial Interface

Connector	NPort IA5150: DB9 male for RS-232, terminal block for RS-422/485 NPort IA5250: DB9 male for RS-232/422/485
No. of Ports	NPort IA5150 Series: 1 NPort IA5250 Series: 2
Serial Standards	RS-232, RS-422, RS-485
Baudrate	Supports standard baudrates (unit=bps): 110, 134, 150, 300, 600, 1200, 1800, 2400, 4800, 7200, 9600, 19200, 38400, 57600, 115200, 230400

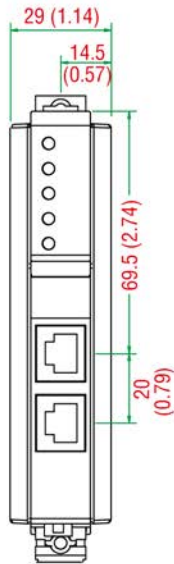
Data Bits	5, 6, 7, 8
Parity	None, Even, Odd, Space, Mark
Stop Bits	1, 1.5, 2
Flow Control	RTS/CTS (RS-232 only), DTR/DSR (RS-232 only), XON/XOFF
Isolation	2 kV isolation protection (NPort IA5150I, NPort 5150I-M-SC, NPort 5150I-S-SC)
Serial Signals	
RS-232	TxD, RxD, RTS, CTS, DTR, DSR, DCD, GND
RS-422	Tx+, Tx-, Rx+, Rx-, GND
RS-485-4w	Tx+, Tx-, Rx+, Rx-, GND
RS-485-2w	Data+, Data-, GND
Power Parameters	
Input Current	NPort IA5150 Series: 238 mA @ 12 VDC NPort IA5150I Series: 257 mA @ 12 VDC NPort IA5150-M-SC Series: 315 mA @ 12 VDC NPort IA5150I-M-SC Series: 339 mA @ 12 VDC NPort IA5150-S-SC Series: 328 mA @ 12 VDC NPort IA5150I-S-SC Series: 333 mA @ 12 VDC NPort IA5250 Series: 238 mA @ 12 VDC
Input Voltage	12 to 48 VDC
No. of Power Inputs	2
Power Connector	Terminal block
Physical Characteristics	
Housing	Plastic
IP Rating	IP30
Dimensions	29 x 89.2 x 118.5 mm (0.82 x 3.51 x 4.57 in)
Weight	NPort IA5150: 360 g (0.79 lb) NPort IA5250: 380 g (0.84 lb)
Installation	DIN-rail mounting
Environmental Limits	
Operating Temperature	Standard Models: 0 to 55°C (32 to 131°F) Wide Temp. Models: -40 to 75°C (-40 to 167°F)
Storage Temperature (package included)	-40 to 75°C (-40 to 167°F)
Ambient Relative Humidity	5 to 95% (non-condensing)
Standards and Certifications	
Freefall	IEC 60068-2-32
EMC	EN 55032/24
EMI	CISPR 32, FCC Part 15B Class A
EMS	IEC 61000-4-2 ESD: Contact: 6 kV; Air: 8 kV IEC 61000-4-3 RS: 80 MHz to 1 GHz: 10 V/m IEC 61000-4-4 EFT: Power: 4 kV; Signal: 2 kV

	IEC 61000-4-5 Surge: Power: 2 kV; Signal: 1 kV IEC 61000-4-6 CS: 150 kHz to 80 MHz: 10 V/m; Signal: 10 V/m IEC 61000-4-8 PFMF IEC 61000-4-11 DIPs
Hazardous Locations	ATEX, Class I Division 2, IECEx (for -IEX models)
Safety	UL 508, UL 60950-1
Vibration	IEC 60068-2-6
Declaration	
Green Product	RoHS, CRoHS, WEEE
MTBF	
Time	NPort IA5150 Series: 183,747 hrs NPort IA5150I Series: 195,614 hrs NPort IA5250 Series: 194,765 hrs
Standards	Telcordia (Bellcore) Standard TR/SR
Warranty	
Warranty Period	5 years
Details	See www.moxa.com/warranty
Package Contents	
Device	1 x NPort IA5000 Series device server
Documentation	1 x document and software CD 1 x quick installation guide 1 x warranty card

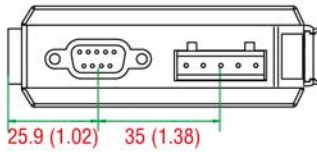
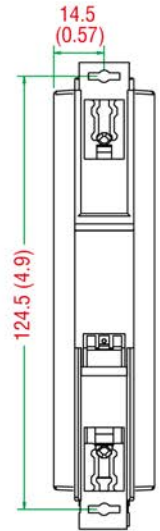
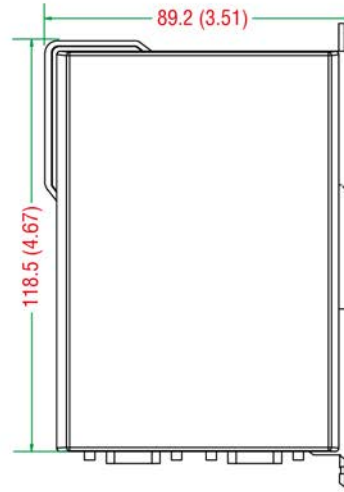
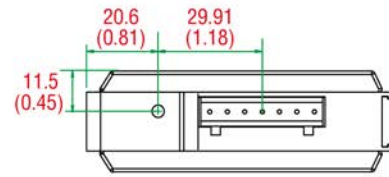
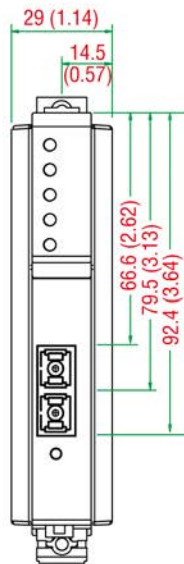
Dimensions

Unit: mm (inch)

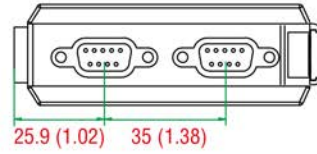
NPort IA5150
NPort IA5150I
NPort IA5250



NPort IA5150-M-SC
NPort IA5150-S-SC
NPort IA5150I-M-SC
NPort IA5150I-S-SC



NPort IA5150
NPort IA5150I
NPort IA5150-M-SC
NPort IA5150-S-SC
NPort IA5150I-M-SC
NPort IA5150I-S-SC



NPort IA5250

Ordering Information

Model Name	No. of Ethernet Ports	Ethernet Port Connector	Operating Temp.	No. of Serial Ports	Serial Isolation	Certification: Hazardous Locations
NPort IA5150	2	RJ45	0 to 55°C	1	-	ATEX, C1D2
NPort IA5150-T	2	RJ45	-40 to 75°C	1	-	ATEX, C1D2
NPort IA5150I	2	RJ45	0 to 55°C	1	2 kV	ATEX, C1D2
NPort IA5150I-T	2	RJ45	-40 to 75°C	1	2 kV	ATEX, C1D2
NPort IA5150-M-SC	1	Multi-Mode SC	0 to 55°C	1	-	ATEX, C1D2
NPort IA5150-M-SC-T	1	Multi-Mode SC	-40 to 75°C	1	-	ATEX, C1D2
NPort IA5150I-M-SC	1	Multi-Mode SC	0 to 55°C	1	2 kV	ATEX, C1D2
NPort IA5150I-M-SC-T	1	Multi-Mode SC	-40 to 75°C	1	2 kV	ATEX, C1D2
NPort IA5150-S-SC	1	Single-mode SC	0 to 55°C	1	-	ATEX, C1D2
NPort IA5150-S-SC-T	1	Single-mode SC	-40 to 75°C	1	-	ATEX, C1D2
NPort IA5150I-S-SC	1	Single-mode SC	0 to 55°C	1	2 kV	ATEX, C1D2
NPort IA5150I-S-SC-T	1	Single-mode SC	-40 to 75°C	1	2 kV	ATEX, C1D2
NPort IA5150-IEX	2	RJ45	0 to 55°C	1	-	ATEX, C1D2, IECEx

Model Name	No. of Ethernet Ports	Ethernet Port Connector	Operating Temp.	No. of Serial Ports	Serial Isolation	Certification: Hazardous Locations
NPort IA5150-T-IEX	2	RJ45	-40 to 75°C	1	-	ATEX, C1D2, IECEx
NPort IA5150I-IEX	2	RJ45	0 to 55°C	1	2 kV	ATEX, C1D2, IECEx
NPort IA5150I-T-IEX	2	RJ45	-40 to 75°C	1	2 kV	ATEX, C1D2, IECEx
NPort IA5150-M-SC-IEX	1	Multi-Mode SC	0 to 55°C	1	-	ATEX, C1D2, IECEx
NPort IA5150-M-SC-T-IEX	1	Multi-Mode SC	-40 to 75°C	1	-	ATEX, C1D2, IECEx
NPort IA5150I-M-SC-IEX	1	Multi-Mode SC	0 to 55°C	1	2 kV	ATEX, C1D2, IECEx
NPort IA5150I-M-SC-T-IEX	1	Multi-Mode SC	-40 to 75°C	1	2 kV	ATEX, C1D2, IECEx
NPort IA5150-S-SC-IEX	1	Single-mode SC	0 to 55°C	1	-	ATEX, C1D2, IECEx
NPort IA5150-S-SC-T-IEX	1	Single-mode SC	-40 to 75°C	1	-	ATEX, C1D2, IECEx
NPort IA5150I-S-SC-IEX	1	Single-mode SC	0 to 55°C	1	2 kV	ATEX, C1D2, IECEx
NPort IA5150I-S-SC-T-IEX	1	Single-mode SC	-40 to 75°C	1	2 kV	ATEX, C1D2, IECEx
NPort IA5250	2	RJ45	0 to 55°C	2	-	ATEX, C1D2
NPort IA5250-T	2	RJ45	-40 to 75°C	2	-	ATEX, C1D2
NPort IA5250-IEX	2	RJ45	0 to 55°C	2	-	ATEX, C1D2, IECEx
NPort IA5250-T-IEX	2	RJ45	-40 to 75°C	2	-	ATEX, C1D2, IECEx

Accessories (sold separately)

Cables

CBL-RJ458P-100	8-pin RJ45 CAT5 Ethernet cable, 1 m
CBL-RJ45SF9-150	RJ45 to DB9 female serial shielded cable, 1.5 m
CBL-F9M9-150	DB9 female to DB9 male serial cable, 1.5 m
CBL-F9M9-20	DB9 female to DB9 male serial cable, 20 cm

Connectors

ADP-RJ458P-DB9F	DB9 female to RJ45 connector
Mini DB9F-to-TB	DB9 female to terminal block connector