
















• Selection Guide

Digital Output Modules (Parallel Bus)													Table 5-3-4	
Models	I-8037W	I-8041W	I-8041RW	I-8041AW	I-8056W	I-8057W	I-8057RW	I-8057PW	I-8060W	I-8064W	I-8068W	I-8069W	I-8069RW	
Pictures			Available soon 				Available soon 	Available soon 					Available soon 	
Digital Output														
Channels	16	32			16				6	8	8	8		
Type	Open Collector	Open Collector			Open Collector				Power Relay			PhotoMOS Relay		
Sink /Source (NPN /PNP)	Source	Sink	Sink	Source	Sink				Form C	Form A	Form A x 4 Form C x 4		Form A	
Load Voltage	5~30 Vdc	5~30 Vdc			5~30 Vdc		5~50 Vdc							
Max. Load Current	100 mA/channel	100 mA/channel			100 mA/channel		700 mA/channel		0.5 A @125 V _{ac}	5 A @250 V _{ac}	Form A : 5 A @250 V _{ac} 5 A @28 V _{dc}		Form C : 5 A (NO) /3A (NC) @30 V _{dc} 5 A (NO) /3A (NC) @ 277 V _{ac}	
Electrical Endurance	-								5 × 10 ⁵ ops.			No arcing, no bounce and no switching		
Power on Value	-	-	Yes	-	-	-	Yes	-	-	-	-	-	-	Yes
Safe Value	-	-	Yes	-	-	-	Yes	-	-	-	-	-	-	Yes
System														
Watchdog	-	-	Yes	-	-									
Isolation	3750 V _{rms}	3750 V _{rms}			-	3750 V _{rms}	3750 V _{rms}	1500 V _{rms}	2000 V _{rms}	1500 V _{rms}	1500 V _{rms}			
Power Consumption	0.9 W	1.5 W			0.9 W	0.9 W	1.5 W	1 W	1.1 W	2.5 W	0.6 W			
Connector	Terminal Block	D-Sub 37			Terminal Block									
Optional Accessories	-	DN-8K32R, DN-37-381-A		DN-37-381-A	-									
<div style="display: flex; justify-content: space-around; align-items: center;"> <div style="text-align: center;">  <p>I/O module with DN-8K32R</p> </div> <div style="text-align: center;">  <p>I/O module with DN-37-381-A</p> </div> </div>														