


PXES-2780

18-Slot 3U PXI Express Chassis with AC – Up to 8 GB/s

Features

- PXI™-5 PXI Express hardware specification Rev.1.0 compliant
- 18-slot PXI Express chassis with one system slot, one system timing slot, 10 hybrid peripheral slots, and 6 PXI Express peripheral slots
- Configurable PCIe switch fabric, can be configured as four-link, two-link, PXI Express chassis
- Up to 8 GB/s system bandwidth
- Up to 4 GB/s peripheral bandwidth for dedicated slots
- 0°C to 55°C extended operating temperature range
- Intelligent chassis management
 - Automatic fan speed control
 - Chassis status monitoring and reporting
 - Remote chassis power on/off control
- BNC connectors for 10 MHz clock input/output
- Maximum total usable power of 1120 W under 55°C
- Power, temperature, and fan monitoring LEDs



Introduction

The ADLINK PXES-2780 is an 18-slot PXI Express chassis, compliant with PXI Express and cPCI Express specifications and offering one system slot, one system timing slot, ten hybrid peripheral slots, and six PXI Express peripheral slots for a wide variety of testing and measurement applications requiring enhanced bandwidth. The PXES-2780 provides a configurable PCIe switch fabric and is configurable in two-link, and four-link PXI express deployments, with 8 GB/s system bandwidth and up to 4 GB/s slot bandwidth for dedicated peripheral slots, thanks to PCIe gen2 signaling technology.

The PXES-2780 implements a smart system monitoring controller, reporting full chassis status, including fan speed, system voltages, and internal temperature.

Equipped with an industrial grade AC power supply, the PXES-2780 provides 800 W under 55°C, and superior cooling capacity, from three 120 mm fans on the rear of the chassis, and two BNC connectors for 10 MHz clock input/output on the rear panel increase chassis flexibility, enabling synchronization with supplementary devices. All in all, PXES-2780 is a superior PXI Express platform choice for testing and measurement requirements.

Ordering Information

- **PXES-2780**
3U 18-slot PXI Express chassis with universal AC power supply

Optional Accessories

- **PXES-2780 Rack-mount Kit**
Flexible rack-mount kit for PXES-2780

Recommended System Controller

	PXES-2780
PXIe-3975/3985	√

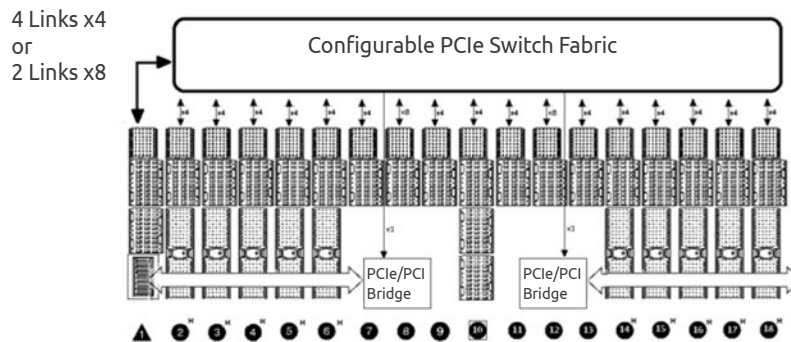
Highlights

- **Configurable PCIe Switch Fabric**

The PXES-2780 provides a configurable PCIe switch fabric and is configurable in two-link x8, and four-link x4 PXI express deployments, allowing users to fully utilize the PCIe gen2 bandwidth for high-bandwidth applications.

- **Hybrid Peripheral Slot Design**

The ADLINK PXES-2780 features 10 hybrid peripheral slots, with PXI Express, cPCI Express, PXI, and CompactPCI modules compatible with every hybrid slot.

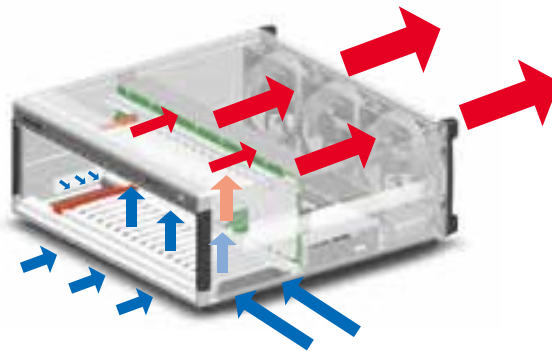


- **Intelligent Chassis Management**

The PXES-2780's built-in system monitoring controller monitors and manages full chassis status, including internal temperature, fan speed, and DC voltages, with monitored data accessible with the embedded controller or remote PC via standard RS-232 connector.

- **Innovative Cooling**


The ADLINK PXES-2780 features an innovative heat dissipation solution, with three 185.9CFM cooling fans in the rear section of the chassis drawing cool air through lower apertures, then exhausting through the back. This design normalizes airflow for each PXI slot, delivering exceptional cooling. When installed in a rack, the cooling design minimizes intake of hot air from the rear side, separating airflow for modules and power supplies, while isolating source (fan) noise from modules and maintaining a steady internal temperature.



Notes:

1. ADLINK's PXI Express chassis accepts hybrid slot-compatible PXI-5 modules (with XJ4 connector). Legacy PXI-1 boards (with J2 connector) need to be upgraded to hybrid slot-compatible PXI modules. A detailed list of ADLINK PXI hybrid slot-compatible modules is available online at: <http://www.adlinktech.com/PXI/pxi-breakthrough-bandwidth.php#FAQ>
2. Contact your ADLINK sales representative for assistance in upgrading ADLINK legacy PXI modules. If the PXI modules were purchased from a third party, please contact the original vendor.

Product Illustration



Specifications

Power Supply

AC Input

Input voltage range: 100 to 240 VAC
Input voltage frequency: 50 to 60 Hz

DC Output

Maximum total usable power is 1120 W with 240VAC or 840 W with 110VAC

VDC	Maximum	Load Regulation	Maximum Ripple & Noise
+5V	36A	±3%	50 mV
+12V	84A	±3%	50 mV
+3.3V	80A	±3%	50 mV
-12V	2.5A	±3%	50 mV

Bus Interface

Four-link/ Two-link/ capacity PXI Express chassis
Up to 8 GB/s system bandwidth
Up to 4 GB/s peripheral bandwidth for dedicated slots

IO/Switch on Rear Panel

BNC connectors for 10MHz clock input/output
Fan speed selector switch
Inhibit mode selector switch
D-SUB9 connector for voltage monitoring and remote inhibit
D-SUB9 connector for remote monitoring

Cooling

Fans: 3 x 185.9 CFM fans, filtered
Per-slot cooling capacity: 38.2 W

Physical

Number of slots

1 system slot + 1 system timing slot + 10 hybrid peripheral slots + 6 PXI Express peripheral slots

Dimensions

464.3 mm (W) x 191.4 mm (H) x 465.3 mm (D) (18.1" x 7.46" x 18.14")
Weight: 11.9 kg (26.2 lbs)

Acoustic Emission

Sound Pressure Level (dBA)

Auto fan (up to 25 °C ambient): 46.3 dBA
High fan: 64.5 dBA

Sound Power (dBA)

Auto fan (up to 25 °C ambient): 56.0 dBA
High fan: 76.0 dBA
* Tested in accordance with ISO 7779

Operating Environment

Ambient temperature: 0°C to 55°C (32°F to 131°F)
Relative humidity: 10% to 90%, non-condensing

Storage Environment

Ambient temperature: -20°C to 70°C (-4°F to 158°F)
Relative humidity: 10% to 90%, non-condensing

Shock and Vibration

Functional shock: 30 G, half-sine, 11 ms pulse duration

Random vibration

Operating: 5 to 500 Hz, 0.3 Grms, 3 axes
Non-operating: 5 to 500 Hz, 2.46 Grms, 3 axes

Emissions Compliance

EN 61326-1
FCC Class A

CE Compliance

Safety: EN 61010-1
Immunity: EN 61326-1