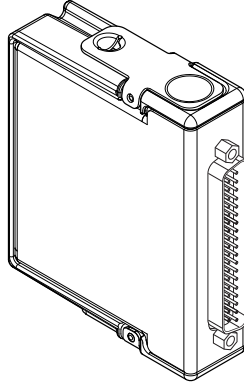
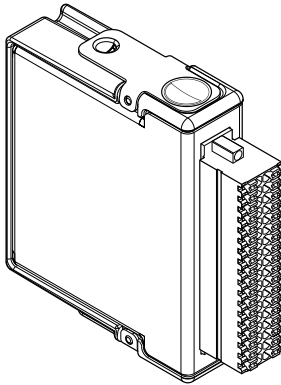


## DATASHEET

# NI 9476 Datasheet

36 V, 32-Channel (Sourcing Output), 500  $\mu$ s C Series Digital Module





- 250 mA/ch maximum current drive on all channels
- DSUB or spring terminal connectivity
- 250 V RMS, CAT II, channel-to-earth isolation (spring terminal); 60 V DC, CAT I, channel-to-earth isolation (DSUB)



**Note** In this document, the NI 9476 with spring terminal and the NI 9476 with DSUB are referred to inclusively as the NI 9476.

The NI 9476 works with industrial logic levels and signals to connect directly to a wide array of industrial switches, transducers, and devices. Each channel is compatible with signals from 6 V to 36 V, based on the external power supply, and features transient overvoltage protection between the output channels and the backplane. You can programmatically monitor the built-in overcurrent and short-circuit protection status of each channel.

 <p>Kit Contents</p>	<ul style="list-style-type: none"> <li>• NI 9476</li> <li>• NI 9476 Getting Started Guide</li> </ul>
 <p>Required Accessories</p>	<ul style="list-style-type: none"> <li>• NI 9940 Backshell Kit (Spring)</li> <li>• NI 9923 Front-mount DSUB to Screw-Terminal (DSUB)</li> </ul> <p>OR</p> <ul style="list-style-type: none"> <li>• DIN-Rail 37-Pin, Spring-Terminal Connector Block with Shielded Female to Male Cable, 1m (DSUB)</li> </ul>

C SERIES DIGITAL OUTPUT MODULE COMPARISON							
Product Name	Module Type	Maximum Output	Channels	Update Rate	Continuous Current	Connectivity	Isolation
NI 9375	Sourcing Output	30 V DC	16	7 $\mu$ s	100 mA/ch	Spring Terminal, 37-Pin DSUB	250 V RMS Ch-Earth (Spring) 60 V DC Ch-Earth (DSUB)
NI 9472	Sourcing Output	30 V	8	100 $\mu$ s	750 mA/ch	Screw Terminal, 25-Pin DSUB	250 V RMS Ch-Earth (Screw/Spring) 60 V DC Ch-Earth (DSUB)
NI 9474	Sourcing Output	30 V	8	1 $\mu$ s	1 A/ch	Screw Terminal, Spring Terminal	250 V RMS Ch-Earth
NI 9475	Sourcing Output	60 V	8	1 $\mu$ s	1 A/ch	25-Pin DSUB	60 V DC Ch-Earth
NI 9476	Sourcing Output	36 V	32	500 $\mu$ s	250 mA/ch	Spring Terminal, 37-Pin DSUB	250 V RMS Ch-Earth (Spring) 60 V DC Ch-Earth (DSUB)
NI 9477	Sinking Output	60 V	32	8 $\mu$ s	1 A/ch (20 A/module)	37-Pin DSUB	60 V DC Ch-Earth
NI 9478	Sinking Output	60 V	16	7 $\mu$ s	1.2 A/ch	37-Pin DSUB	60 V DC Ch-Earth

## NI C Series Overview



NI provides more than 100 C Series modules for measurement, control, and communication applications. C Series modules can connect to any sensor or bus and allow for high-accuracy measurements that meet the demands of advanced data acquisition and control applications.

- Measurement-specific signal conditioning that connects to an array of sensors and signals
- Isolation options such as bank-to-bank, channel-to-channel, and channel-to-earth ground
- -40 °C to 70 °C temperature range to meet a variety of application and environmental needs
- Hot-swappable

The majority of C Series modules are supported in both CompactRIO and CompactDAQ platforms and you can move modules from one platform to the other with no modification.

## CompactRIO



CompactRIO combines an open-embedded architecture with small size, extreme ruggedness, and C Series modules in a platform powered by the NI LabVIEW reconfigurable I/O (RIO) architecture. Each system contains an FPGA for custom timing, triggering, and processing with a wide array of available modular I/O to meet any embedded application requirement.

## CompactDAQ

CompactDAQ is a portable, rugged data acquisition platform that integrates connectivity, data acquisition, and signal conditioning into modular I/O for directly interfacing to any sensor or signal. Using CompactDAQ with LabVIEW, you can easily customize how you acquire, analyze, visualize, and manage your measurement data.



## Software

### LabVIEW Professional Development System for Windows



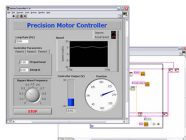
- Use advanced software tools for large project development
- Generate code automatically using DAQ Assistant and Instrument I/O Assistant
- Use advanced measurement analysis and digital signal processing
- Take advantage of open connectivity with DLLs, ActiveX, and .NET objects
- Build DLLs, executables, and MSI installers

### NI LabVIEW FPGA Module



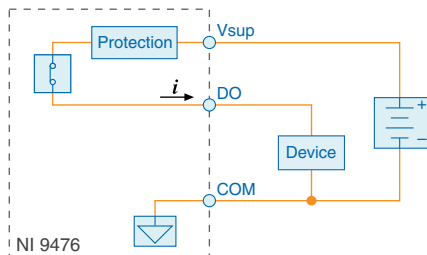
- Design FPGA applications for NI RIO hardware
- Program with the same graphical environment used for desktop and real-time applications
- Execute control algorithms with loop rates up to 300 MHz
- Implement custom timing and triggering logic, digital protocols, and DSP algorithms
- Incorporate existing HDL code and third-party IP including Xilinx IP generator functions
- Purchase as part of the LabVIEW Embedded Control and Monitoring Suite

## NI LabVIEW Real-Time Module



- Design deterministic real-time applications with LabVIEW graphical programming
- Download to dedicated NI or third-party hardware for reliable execution and a wide selection of I/O
- Take advantage of built-in PID control, signal processing, and analysis functions
- Automatically take advantage of multicore CPUs or set processor affinity manually
- Take advantage of real-time OS, development and debugging support, and board support
- Purchase individually or as part of a LabVIEW suite

## Circuitry



- The NI 9476 has sourcing outputs. Sourcing outputs drive current from  $V_{sup}$  to DO when the channel is on.



**Tip** For more information about sourcing outputs, visit [ni.com/info](http://ni.com/info) and enter the Info Code `sinksources`.

## NI 9476 Specifications

The following specifications are typical for the range  $-40^{\circ}\text{C}$  to  $70^{\circ}\text{C}$  unless otherwise noted.



**Caution** Do not operate the NI 9476 in a manner not specified in this document. Product misuse can result in a hazard. You can compromise the safety protection built into the product if the product is damaged in any way. If the product is damaged, return it to NI for repair.

Output Characteristics

Number of channels	32 digital output channels
Output type	Sourcing
Output Voltage	$V_{sup} - (I_o * R_o)$
Power-on output state	Channels off
External power supply voltage range ( $V_{sup}$ -to-COM)	6 V DC to 36 V DC
Continuous output current ( $I_o$ ) per channel (DO-to-COM)	
With 6 V DC to 30 V DC supply voltage	250 mA maximum
With 30 V DC to 36 V DC supply voltage	200 mA maximum
Output impedance ( $R_o$ )	0.3 $\Omega$ maximum
Continuous overvoltage protection ( $V_{sup}$ )	up to 40 V maximum
Reversed-voltage protection	None
Current limiting	None
Short-circuit protection	Indefinitely protected when a channel is shorted to COM or to a voltage up to $V_{sup}$
Trip current for one channel	
With all other channels at rated current	3 A typical
With all other channels off	5 A typical
$V_{sup}$ current consumption	28 mA maximum
Maximum update rate	40 $\mu$ s maximum
Propagation delay	500 $\mu$ s maximum
MTBF	1,091,425 hours at 25 °C; Bellcore Issue 2, Method 1, Case 3, Limited Part Stress Method

Power Requirements

Power consumption from chassis	
Active mode	250 mW maximum
Sleep mode	25 $\mu$ W maximum

Thermal dissipation (at 70 °C)

Active mode	1.5 W maximum
Sleep mode	30 mW maximum

Physical Characteristics

If you need to clean the module, wipe it with a dry towel.



**Tip** For two-dimensional drawings and three-dimensional models of the C Series module and connectors, visit [ni.com/dimensions](https://ni.com/dimensions) and search by module number.

Spring terminal wiring

Gauge	0.14 mm <sup>2</sup> to 1.5 mm <sup>2</sup> (26 AWG to 16 AWG) copper conductor wire
Wire strip length	10 mm (0.394 in.) of insulation stripped from the end
Temperature rating	90 °C, minimum
Wires per spring terminal	One wire per spring terminal; two wires per spring terminal using a 2-wire ferrule
Ferrules	0.14 mm <sup>2</sup> to 1.5 mm <sup>2</sup>

Connector securement

Securement type	Screw flanges provided
Torque for screw flanges	0.2 N · m (1.80 lb · in.)

Weight

NI 9476 with spring terminal	167 g (5.9 oz)
NI 9476 with DSUB	147 g (5.2 oz)

NI 9476 with Spring Terminal Safety Voltages

Connect only voltages that are within the following limits.

V <sub>sup</sub> -to-COM	40 V DC maximum
DO	V <sub>COM</sub> ≤ V <sub>DO</sub> ≤ V <sub>sup</sub>

Isolation

Channel-to-channel	None
Channel-to-earth ground	
Continuous	250 V RMS, Measurement Category II
Withstand up to 5,000 m	3,000 V RMS, verified by a 5 s dielectric withstand test

Measurement Category II is for measurements performed on circuits directly connected to the electrical distribution system. This category refers to local-level electrical distribution, such as that provided by a standard wall outlet, for example, 115 V for U.S. or 230 V for Europe.



**Caution** Do not connect the NI 9476 with spring terminal to signals or use for measurements within Measurement Categories III or IV.

NI 9476 with DSUB Safety Voltages

Connect only voltages that are within the following limits.

V <sub>sup</sub> -to-COM	40 V DC maximum
DO	V <sub>COM</sub> ≤ V <sub>DO</sub> ≤ V <sub>sup</sub>
Isolation	
Channel-to-channel	None
Channel-to-earth ground	
Continuous	60 V DC, Measurement Category 1
Withstand up to 2,000 m	1,000 V RMS, verified by a 5 s dielectric withstand test

Measurement Category I is for measurements performed on circuits not directly connected to the electrical distribution system referred to as *MAINS* voltage. MAINS is a hazardous live electrical supply system that powers equipment. This category is for measurements of voltages from specially protected secondary circuits. Such voltage measurements include signal levels, special equipment, limited-energy parts of equipment, circuits powered by regulated low-voltage sources, and electronics.



**Caution** Do not connect the NI 9476 with DSUB to signals or use for measurements within Measurement Categories II, III, or IV.



**Note** Measurement Categories CAT I and CAT O are equivalent. These test and measurement circuits are for other circuits not intended for direct connection to the MAINS building installations of Measurement Categories CAT II, CAT III, or CAT IV.

Hazardous Locations

U.S. (UL)	Class I, Division 2, Groups A, B, C, D, T4; Class I, Zone 2, AEx nA IIC T4 Gc
Canada (C-UL)	Class I, Division 2, Groups A, B, C, D, T4; Ex nA IIC T4 Gc
Europe (ATEX) and International (IECEX)	Ex nA IIC T4 Gc

## Safety and Hazardous Locations Standards

This product is designed to meet the requirements of the following electrical equipment safety standards for measurement, control, and laboratory use:

- IEC 61010-1, EN 61010-1
- UL 61010-1, CSA C22.2 No. 61010-1
- EN 60079-0:2012, EN 60079-15:2010
- IEC 60079-0: Ed 6, IEC 60079-15; Ed 4
- UL 60079-0; Ed 6, UL 60079-15; Ed 4
- CSA C22.2 No. 60079-0, CSA C22.2 No. 60079-15



**Note** For UL and other safety certifications, refer to the product label or the [Online Product Certification](#) section.

## Electromagnetic Compatibility

This product meets the requirements of the following EMC standards for sensitive electrical equipment for measurement, control, and laboratory use:

- EN 61326 (IEC 61326): Class A emissions; Industrial immunity
- EN 55011 (CISPR 11): Group 1, Class A emissions
- AS/NZS CISPR 11: Group 1, Class A emissions
- FCC 47 CFR Part 15B: Class A emissions
- ICES-001: Class A emissions



**Note** In the United States (per FCC 47 CFR), Class A equipment is intended for use in commercial, light-industrial, and heavy-industrial locations. In Europe, Canada, Australia and New Zealand (per CISPR 11) Class A equipment is intended for use only in heavy-industrial locations.



**Note** Group 1 equipment (per CISPR 11) is any industrial, scientific, or medical equipment that does not intentionally generate radio frequency energy for the treatment of material or inspection/analysis purposes.



**Note** For EMC declarations and certifications, and additional information, refer to the [Online Product Certification](#) section.

## CE Compliance

This product meets the essential requirements of applicable European Directives, as follows:

- 2014/35/EU; Low-Voltage Directive (safety)
- 2014/30/EU; Electromagnetic Compatibility Directive (EMC)
- 2014/34/EU; Potentially Explosive Atmospheres (ATEX)



## Online Product Certification

Refer to the product Declaration of Conformity (DoC) for additional regulatory compliance information. To obtain product certifications and the DoC for this product, visit [ni.com/certification](https://ni.com/certification), search by model number or product line, and click the appropriate link in the Certification column.

## Shock and Vibration

To meet these specifications, you must panel mount the system.

Operating vibration	
Random (IEC 60068-2-64)	5 g <sub>rms</sub> , 10 Hz to 500 Hz
Sinusoidal (IEC 60068-2-6)	5 g, 10 Hz to 500 Hz
Operating shock (IEC 60068-2-27)	30 g, 11 ms half sine; 50 g, 3 ms half sine; 18 shocks at 6 orientations

## Environmental

Refer to the manual for the chassis you are using for more information about meeting these specifications.

Operating temperature (IEC 60068-2-1, IEC 60068-2-2)	-40 °C to 70 °C
Storage temperature (IEC 60068-2-1, IEC 60068-2-2)	-40 °C to 85 °C
Ingress protection	IP40
Operating humidity (IEC 60068-2-78)	10% RH to 90% RH, noncondensing
Storage humidity (IEC 60068-2-78)	5% RH to 95% RH, noncondensing
Pollution Degree	2
Maximum altitude	
NI 9476 with spring terminal	5,000 m
NI 9476 with DSUB	2,000 m

Indoor use only.

## Environmental Management

NI is committed to designing and manufacturing products in an environmentally responsible manner. NI recognizes that eliminating certain hazardous substances from our products is beneficial to the environment and to NI customers.

For additional environmental information, refer to the *Minimize Our Environmental Impact* web page at [ni.com/environment](https://ni.com/environment). This page contains the environmental regulations and

directives with which NI complies, as well as other environmental information not included in this document.

## Waste Electrical and Electronic Equipment (WEEE)



**EU Customers** At the end of the product life cycle, all NI products must be disposed of according to local laws and regulations. For more information about how to recycle NI products in your region, visit [ni.com/environment/weee](https://ni.com/environment/weee).

## 电子信息产品污染控制管理办法（中国 RoHS）



**中国客户** National Instruments 符合中国电子信息产品中限制使用某些有害物质指令 (RoHS)。关于 National Instruments 中国 RoHS 合规性信息，请登录 [ni.com/environment/rohs\\_china](https://ni.com/environment/rohs_china)。（For information about China RoHS compliance, go to [ni.com/environment/rohs\\_china](https://ni.com/environment/rohs_china)。）