






• Selection Guide

Analog I/O Modules (Parallel Bus)						Table 5-2-3
Models	I-8014W	I-8017HW	I-8017DW	I-8017HCW	I-8024W	I-8024DW
Pictures	NEW 		NEW 	NEW 		Available soon 
Analog Input						
Channels	8/16		8/16			
Wiring	Differential/ Single-ended		Differential/ Single-ended			
Range	±10 V _{DC} , ±5 V _{DC} , ±2.5 V _{DC} , ±1.25 V _{DC} -20 ~ +20 mA (Requires Optional External 125 Ω Resistor)	±10 V _{DC} , ±5 V _{DC} , ±2.5 V _{DC} , ±1.25 V _{DC} ±20 mA (Requires Optional External 125 Ω Resistor)	±10 V _{DC} , ±5 V _{DC} , ±2.5 V _{DC} , ±1.25 V _{DC} ±20 mA (Jumper Select)			
Resolution	16-bit		14-bit			
Accuracy	0.05% of FSR		±0.1% of FSR			
Sampling Rate	Single Channel Polling Mode: 250 k S/s		Single Channel Polling Mode: 100 k S/s Single Channel Interrupt Mode: 50 k S/s 8 channel Scan Mode : 16 k S/s			
Input Impedance	20 k, 200 k, 20 M (Jumper Select)		20 k, 200 k, 20 M (Jumper Select)			
Overvoltage Protection	-45 ~ +60 V _{DC}		±35 V _{DC}			
Analog Output						
Channels					4	
Range					±10 V _{DC} , 0 ~ +20 mA	
Resolution					14-bit	
Accuracy					±0.1% of FSR for voltage output ; ±0.2% of FSR for current output	
Throughput					External +24 V _{DC} @ 1050 Ω	
Output Capacity					20 mA @ 10 V _{DC}	
Power on Value					-	
Safe Value					-	
System						
Watchdog	-		-		-	
Isolation	2500 V _{rms}		2500 V _{rms}		3000 V _{DC}	
Power Consumption	2.5 W		2 W		2 W	
Connector	Terminal Block	Terminal Block	D-Sub 37	Terminal Block	Terminal Block	D-Sub 37
Optional Accessories	-	-	DN-37-381-A	-	-	DN-37-381-A
						
I/O module with DN-37-381-A						